

Mid Sussex

Report of the Independent Remuneration Panel on the review of Members' Allowances 2017/18

Mr Neil Gershon (Chairman)
Mr Mike Green
Mr John Rowe



Blank page

Contents

Report of the Panel

- Chairman's Foreword.....
- Introduction.....
- Terms of Reference.....
- Work of the Panel.....

Consideration and Recommendations

- Basic Allowance.....
- Special Responsibility Allowances.....
- Independent Persons.....
- Travelling and Subsistence Allowances.....
- Childcare and Dependent Carer's Allowance.....
- ICT Allowance.....
- Frequency of Panel Review.....
- Summary of Recommendations.....
- Acknowledgements.....

Appendices

- A: Panel Membership.....
- B: Members Interviewed.....
- C: Comparable Allowances of District and Borough Councils in the South East Region.....
- D: MSDC Committee Structure.....

CHAIRMAN'S FOREWORD

I am pleased to present the report and recommendations of the Independent Remuneration Panel for Mid Sussex District Council, relating to the financial year 2017/18.

I would like to record the Panel's thanks to its previous Chairman, Tony Cox, who stepped down from the Panel after nine years' service and to welcome Mike Green who has been appointed in his place.

The Panel's discussions were informed by data covering allowances paid in similar councils. In addition the Panel wrote to all Councillors asking whether there were any topics they felt should be considered, met with the Leader and Deputy Leader, and met also with three Councillors who had expressed a wish to raise issues with the Panel.

The Panel agreed to follow the four year plan set out in the review approved in 2015. This had set an incremental increase totaling 10% over the period in the **Base Allowance** and the allowance for **Planning Committee chairs** and the Panel endorses this for the coming year.

The Panel also considered issues left unresolved in the 2015 review, notably the issue of an identifiable allowance for the **Deputy Leader** and the formula used to construct the **Group Leader's Allowance**.

Members who we met raised the issue of expenses incurred on IT and communications and of inflation. On the latter point we recognized that inflation was currently low (c1%) and that the Panel could not forecast what might happen in future. However, the Panel was concerned to note that the recommendation made last year concerning the costs of ICT had not been taken further and recommends that Officers look at creating a new reclaimable expense category under this head.

The changes we are proposing, a further 2.5% on the Base Allowance, for the Planning Committee Chairs and by extension the Vice-Chairs, plus the introduction of a Deputy Leader's Allowance and the associated reconstruction of the formula used to calculate the Group Leader's Allowance(s) would add a further £6,694 to the allowances budget of £376,331, an increase of 1.78%.

Neil Gershon
December 2016

INTRODUCTION

This Independent Remuneration Panel has been appointed by Mid Sussex District Council to consider and make recommendations for the 2017/18 financial year. The Panel comprises Neil Gershon (this year's Chairman), Mike Green and John Rowe. Their terms of appointment and a short biography are set out at Appendix A.

TERMS OF REFERENCE

The Panel is required to make recommendations to Mid Sussex District Council on their schemes of allowances. The terms of reference, in so far as they relate to Mid Sussex District Council, are to make their recommendations:

- a) On the amount of Basic Allowance which should be payable to its Elected Members;
- b) About the roles and responsibilities for which a Special Responsibility Allowance should be paid and the amounts thereof;
- c) About the duties for which travelling and subsistence allowances should be paid and the amounts thereof;
- d) As to whether co-optees to committees should receive allowances and the amounts thereof;
- e) As to whether the Council's scheme should include an allowance in respect of arranging for the care of children and dependents and if so, the amount thereof.

WORK OF THE PANEL

The Panel wrote to all Members of the District Council seeking views on any topic relating to allowances and expenses and received 5 replies (9%). Those who replied were invited to meet the Panel to discuss their views in greater depth. Only two of those who responded attended this meeting accompanied by a third member who wished to address the Panel on a variety of issues.

The lack of feedback confirmed that the four year plan adopted by the Council in December 2015 was thought to be reasonable in the circumstances although two issues were raised to which we give further consideration below.

The comparative data showing equivalent allowances paid by other councils proved to be another key source of information for the Panel and can be found at Appendix C to this report.

The Panel met on three occasions between September and November 2016, and also communicated extensively over this period by email. These meetings planned the review, met with Council Members & Officers, evaluated the evidence received and debated its findings, before formulating both draft and final reports containing its recommendations.

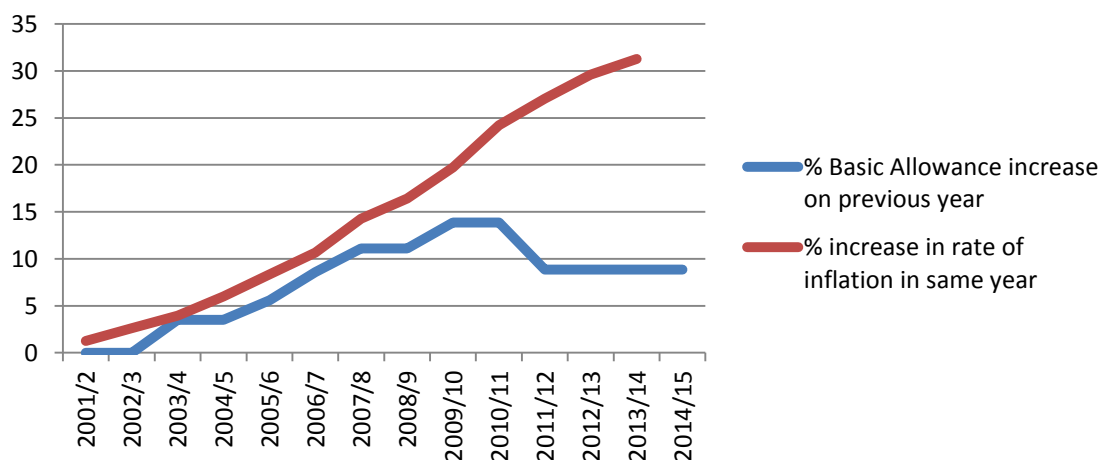
As with the previous review, one of the Panel's key considerations was affordability in the current economic climate. Whilst we recognise that the work and demands upon Councillors continues to expand, this has to be balanced against the demand upon the public purse. We therefore make our recommendations accordingly.

Consideration and Recommendations

1. Basic Allowance

The Panel once again examined the record of Basic Allowance rates since the system was introduced in July 2001:

Year	Recommended Rate	Adopted Rate (£):	Percentage increase on previous year	Percentage rate of inflation in same year
2001/2	Scheme introduced 31.7.2001	4000	0	1.26
2002/3	4000	4000	0	1.36
2003/4	4140	4140	+3.5	1.34
2004/5	4245	4245	0	2.05
2005/6	4370	4370	+5.6	2.33
2006/7	4500 ¹	4500	+2.97	2.32
2007/8	4500 plus increase in line with Local Government Pay Settlement for 2007/8	4611	+2.5	3.61
2008/9	4611 plus increase in line with Local Government Pay Settlement for 2008/9	4611	0	2.17
2009/10	4611 plus increase in line with Local Government Pay Settlement for 2009/10	4738	+2.75	3.29
2010/11	4738	4738	0	4.48
2011/12	4501	4501	-5.0	2.83
2012/13	4501 plus increase in line with Local Government Pay Settlement for 2012/13	4501	0	2.56
2013/14	4501	4501	0	1.69
2014/15	4501 plus increase in line with Local Government Pay Settlement for 2014/15	4501	0	Source: inflation.eu Historic average inflation rate based upon Consumer Price Index (CPI).
2015/16	4501	4501	0	0
2016/17	4620	4620	2.5	1.0



In 2015 the Panel recommended an increase of 10% over a four year period by increments of 2.5% a year taking the Allowance paid in 2016/17 to £4,620. In line with this recommendation the Panel proposes that a further 2.5% be added for 2017/18 taking the Base Allowance to £4,736 a year.

2. Special Responsibility Allowances

2.1. Deputy Leader

Last year's Panel agreed that this merited further consideration but made no recommendation for change noting that the Leader had made an allowance from his own allowances. The Panel felt that this was an unsatisfactory way to proceed and recognised that with the increased workload allocated to the Deputy Leader it would be appropriate to create a fixed allowance not dependent on another individual. Accordingly, and following discussion with the Leader, we recommend the introduction of a fixed allowance of £2,000 for the Deputy Leader to be added to the Cabinet Members allowance.

2.2. Group Leader Allowance

The Panel considered the formula used to calculate the Group Leader Allowance in detail. No justification could be found for the current formula and the Panel felt that it was incorrect to base this allowance on another, not wholly connected, allowance. The Panel noted that the Group Leader (i.e. the Leader) had been using part of this allowance to create an allowance for the Deputy Leader (2.1 above refers) and that with the introduction of a specific allowance for the latter this element (£2,000) could be removed from the total accrued under the current formula.

In further discussion the Panel felt that a sum per Councillor in the relevant group should be determined and agreed to recommend a sum of £250 per head to replace the current formula an approach in line with many other councils.

The Panel noted that the two recommendations above taken together are practically cost neutral (£15,500 as against £15,447 under the existing formula).

2.3. Chairs and Vice Chairs of Planning Committees

The Panel recognised the continuing importance of work of the Planning Committees and the impact they have on the lives of the residents of the district and endorsed the recommendation made in 2015 that the allowance for Chairs of Planning Committees should rise by 10% over a four year period (in line with the recommended rise in the Base Allowance).

In 2015 the Council accepted the recommendation that an allowance be created for Vice-Chairs of Planning Committees and that this be set at 25% of the Chair allowance. The Panel noted that the recommendation was subject to review after one year but it did not feel that one year provided sufficient evidence to comment further other than to note that as the allowance is linked to the Chair allowance it too would increase by 2.5%.

2.4 Other Special Responsibility Allowances

The Panel received comments from one member on certain other Special Responsibility Allowances. Specifically it was suggested that the allowance for the Chair of the Audit Committee should be increased to mirror that of the Chairs of Scrutiny Committees and that no allowance should be made to the Chair of the Standards Committee.

Evidence presented to the Panel confirmed that there had been no change to the workload attached to the Audit Committee which remained less than that carried by Scrutiny Committees. No evidence was provided in support of withdrawing the allowance paid to the Chair of the Standards Committee.

In the absence of any supporting evidence the Panel did not agree to recommend any changes to the above two allowances.

Similarly, in the absence of any comments or evidence suggesting a change in any other Special Responsibility Allowances was appropriate the Panel proposes that all other allowances remain unchanged.

2.5 Inflation

The Panel was asked whether the increases proposed in the Base Allowance would be protected against inflation as otherwise they might become negative in real terms. The Panel felt that it could only make recommendations on existing data concerning inflation and the latest figure (September 2016) showed the CPI running at 1%. The Panel noted the concern raised and agreed that should inflation rise substantially by the time of the next review then it may be appropriate to take its effects into account in considering recommendations for the following year.

2.6 Conclusions

In the light of the 2015 review and the discussions held by the Panel in 2016 the Panel recommends a further 2.5% increase in the Base Allowance and the Allowance for Chairs and Vice-Chairs of Planning Committees. It recommends the introduction of a new fixed allowance of £2,000 for the Deputy Leader and a change in the formula used to determine the Group Leaders Allowance(s) from 1/54th of 75% of the Leaders Allowance per member of the group to a simple £250 per member.

3. Travelling and Subsistence Allowance

No representations were received on the current levels of Travel and Subsistence allowances, so we make no recommendations for change. We recommend that these allowances continue to be linked to those deemed acceptable by HMRC.

Detail	Recommended Rate
Vehicles	
Car Mileage	45p per mile
Car Passenger Mileage Rate	3p per mile for 1 passenger 5p per mile for 2 or more passengers
Cycling Allowance	20p per mile
Subsistence	
Breakfast	£7.00
Lunch	£10.00
Tea	£4.00
Evening Meal	£12.00
Overnight Out of Pocket Expenses Per night	£6.00
Overnight Out of Pocket Expenses Per week	£22.00

4. Childcare and Dependent Carer's Allowances

4.1. Childcare Allowance

The Panel agreed that this allowance should remain linked to the national living wage rate of £8.45 per hour¹ and that the rate for two or more children be increased by £1 to £16 per hour.

¹ www.livingwage.org.uk

4.2. Dependent Carer's Allowance

The Panel agreed that the existing payment of receipt-based actual costs, up to a maximum rate of £16 per hour, an increase of £1, was appropriate.

5. Frequency of Panel Review

The Panel confirms its previous recommendation that in depth reviews in alternate years are unnecessary and that an in depth review providing a four year plan with annual light touch reviews and amendments is an appropriate format to adopt.

6. ICT Allowance

The Panel was concerned to learn that the recommendation made in the 2015 review concerning the provision of IT had not been acted upon although it noted that the introduction of system 365 had helped standardise software. However, the Panel felt that members were still being asked to pay for connectivity and for usage and that some form of recognition should be made for this. The Panel did not agree that there should be a separate special allowance but did agree to recommend that Council Officers explore whether a scheme of reclaimable expenses could be introduced, with suitable limits, to help defray some of the ongoing costs of using ICT equipment. The Panel would be pleased to review such a scheme out of its normal cycle once prepared.

7. Summary of Recommendations

The Panel's recommendations for Basic and Special Responsibility Allowances are summarised in the table below (rounded to the nearest whole pound).

Role	Current Allowance (£):	Recommended Allowance (£):
Basic Allowance	4,620	4,736 with 2.5% increase a year
Leader's Allowance	20,596	No change
Deputy Leader's Allowance	2,000	New and to be paid in addition to Cabinet Member's Allowance
Cabinet Member	8,238	No change
Chairman of the Council	6,572	No change
Vice-Chairman of Council	2,251	No change
3x Planning Committee Chairman	13,860 (4,620 x3)	14,208 with 2.5% increase a year (4,736 x3)
3x Planning Vice-Chairman	3,450 (1,150 x 3) Subject to annual review	3,552 (1,184 x 3) Subject to annual review
Licensing Committee Chairman	475	No change
Standards Committee Chairman	475	No change
Group Leader	Group Leader Allowance of 75% of 1/54 of the Leader of the Council's Allowance = 286 per group member	250 per group member
3x Scrutiny Committee Chairman	11,586 (3,862 x 3)	No change
Audit Committee Chairman	1,930	No change
2x Independent Persons for Standards Matters	1,426	No change

The Panel advises that if the Council adopts all of the recommendations above this will generate an increase to the total Member Allowances budget of £6,694 an increase of 1.78%.

The Panel recommends that Members should continue to only be entitled to claim one Special Responsibility Allowance, with the exception of allowances paid to the Deputy Leader and Group Leaders.

ACKNOWLEDGEMENTS

The Panel would like to extend its thanks to those who took the time to reply to our request for comments and to those who were able to meet with us. We would also like to offer our collective thanks to the Member Services Team, for their research and administrative support of our work this year.

**Neil Gershon
Mike Green
John Rowe**

APPENDIX A - Panel Membership

Members of the Independent Panel for the Review of Members' Allowances are appointed for a four-year term:

Name	Term ends
Neil Gershon	31 July 2019
John Rowe	31 July 2019
Mike Green	31 July 2020

BIOGRAPHICAL INFORMATION

Neil Gershon

Neil Gershon spent his working life in the University sector during which time he was responsible for HR matters and was involved in remuneration committees for non-academic staff. He retired from the post of Registrar at the University of Sussex in 2004. He lives in Haywards Heath.

John Rowe

John Rowe has over 30 years' experience as a senior director for international companies including STV International Ltd and during the course of his career he was involved in marketing, sales and HR. He lives in Crawley Down.

Mike Green

Mike Green has been a resident in Haywards Heath for 39 years and is recently retired from the distribution service industry after heading up the National operations team for leisure goods. During this time he introduced a million pound investment project on re-usable packaging. He is now involved with charity roles within the sport of Triathlon and coaching the elite swimmers at the local swimming club.

**APPENDIX B – Members and Officers
Interviewed**

The Panel wishes to acknowledge and thank those who were able to spare the time to attend face-to-face interviews:

Leader of the Council

Deputy Leader of the Council

3x Councillors without SRA roles

Solicitor to the Council

APPENDIX C - Comparable Allowances of District and Borough Councils in the South East Region

Council Name	Type of Council (County, Unitary or District/Borough)	Population	Basic Allowance for 2014/15	Overall budget for Member Allowances (£)	Total number of Councillors	Leader	Deputy Leader	Cabinet Member / Portfolio Holder	Chair Audit Committee	Licensing Committee Chair	Planning Committee Chair	Deputy Chair Planning Committee	Overview and Scrutiny Committee Chair	Chair / Civic Mayor	Deputy Chair/ Civic Mayor	Group Leader	Committee Chair
Adur DC	District/Borough	65,000	3,600	158,476	29	9,450	3,780	3,780	1,890	945	1,890	945	1,890	1,890	945	945	n/a
Arun District Council	District/Borough	150,000	5,166	448,650	54	14,196	10,400	8,320	3,750	4,000	6,000	1,980	4,870	8,320	2,745	N/A	Standards Committee Chairman = £1,500
Ashford	District/Borough	118,000	4,466	330,000	43	14,609	9,739	7,305	4,844	1,461	5,844	1,948	5,844	N/A	N/A	£224.54 per Group Member	N/A
Aylesbury Vale District Council	District/Borough	181,000	5,472	480,000	59	16,416	12,300	10,944	4,104	2,736	5,472	No	4,104	5,472	No	Share of £5,472 (apportioned)	No
Basingstoke & Deane Borough Council	District/Borough	172,000	6,736	571,800	60	22,460	14,964	11,230	5,615	5,615	5,615	562	5,615	4,485	1,288	3,369	0
Canterbury City Council	District/Borough	157,600	5,250	282,381	39	18,250	5,500	N/a	1,000	5,500	6	None	N/a	5,500	4,000	£134 per Councillor in Group	5,500
Cherwell District Council	District/Borough	143,000	4,152	Unknown	50	7,212	2,484	6,300	1,800	250 + 250 per meeting capped at 1000	4,200	Nil	3,504	Nil	Nil	Nil	1,008
Chichester District Council	District/Borough	113,800	4,541	306,900	48	13,989	6,863	6,652	4,751	4,751	4,751	Nil	4,751	4,751	Nil	Nil	Only for roles stated
Crawley Borough Council	District/Borough	106,000	6,068	330,440	37	14,567	Not applicable	7,281	2,428	6,068	6,068	2,428	6,516	10,590	1,650	0	Governance Committee = £2,428; Budget Advisory Group = £2,428; Scrutiny Panels = £1,156
Dartford Borough Council	District/Borough	93,000	4,764	340,570	44	27,857	16,714	8,357	2,090	0	5,014	1,655	2,090	4,730	1,780	4,178	0
East Hampshire District Council	District/Borough	117,000	4,500	306,800	44	16,000	2,767	4,150	2,767	692	4,150	1,383	2,767	2,767	Not applicable	Not applicable	Varies per committee, as shown
Eastbourne Borough Council	District/Borough	100,000	2,808	135,000	27	4,212	2,808	2,808	nil	1,404	2,106	1,404	1,404	2,808	1,404	n/a	n/a
Eastleigh	District/Borough	124,000	6,178	400,000	44	19,761	9,139	7,833	2,610	0	LAC Chair - 3,264	LAC Vice-Chair - 816	2,610	5,000	0	N/A	N/A
Elmbridge Borough Council	District/Borough	132,800	4,395	372,040	60	12,240	N/A	6,120	3,662	3,590	5,100	1,163	6,120	N/A	N/A	N/A	N/A
Fareham Borough Council	District/Borough	113,613	6,674	416,000	31	20,023	11,124	11,124	4,172	6,953	10,012	834.3	7786.8	n/a	n/a	1,669	6,953
Gosport Borough Council	District/Borough	84,287	5,862	242,790	34	13,620	nil	nil	nil	4,362	4,362	nil	3,270	nil	nil	1,975	nil
Guildford Borough Council	District/Borough	142,958	4,918	310,200	48	5,171	1,294	3,879	1,077	3,232	3,879	0	3,232	1,616	0	63.41 per Group member	0
Hart	District/Borough	90,000	3,885	232,975	33	15,642	6,213	5,461	1,722	1,722	3,128	1,042	2,045	3,048	1,051	0	0

APPENDIX C - Comparable Allowances of District and Borough Councils in the South East Region

Council Name	Type of Council (County, Unitary or District/Borough)	Population	Basic Allowance for 2014/15	Overall budget for Member Allowances (£)	Total number of Councillors	Leader	Deputy Leader	Cabinet Member / Portfolio Holder	Chair Audit Committee	Licensing Committee Chair	Planning Committee Chair	Deputy Chair Planning Committee	Overview and Scrutiny Committee Chair	Chair / Civic Mayor	Deputy Chair/ Civic Mayor	Group Leader	Committee Chair
Havant Borough Council	District/Borough	120,700	5,350	307,247	38	14,800	8,880	8,140	1,973	2,960	5,920	NA	5,920	NA	NA	NA	Scrutiny Leads £1973, Chairman of the Safer Havant Partnership and the Council's Representation on Outside Organisations £5920
Horsham District Council	District/Borough	134,160	4,768	299,230	44	12,000	8,169	6,669	2,313	2,313	3,654	1,221	5,084	4,860	1,620	N/A	Standards - £3,654, Personnel - £2,313, 2 Working Groups £2,313
Maidstone Borough Council	District/Borough	161,800	4,666	379,790	55	18,661	None	NA	3,732	3,732	7,464	None	NA	2,500	1,000	£376 multiplied by composition of party (derived from £11,663 budget divided by 31, 31 being the current composition of Members excluding the Leader's party)	Service Committees (decision making): Strategic Planning, Sustainability and Transport Committee £7,464; Communities, Housing and Environment Committee £7,464; Heritage, Culture and Leisure
Mid Sussex	District/Borough	139,000	4,501	367,589	54	20,596	None	8,238	1,930	977	£4,501.00 x3 Planning Committees	None.	£3,862.00 x 3 Scrutiny Committees	6,572	2,251	75% of 1/54 of the Leader of the Council's allowance per Group Member	£475 - Standards Committee
New Forest District Council	District/Borough	177,791	6,027	476,610	60	19,209	N/A	9,605	1,979	1,979	5,330	N/A	4,803	9,200	1,900	N/A	N/A
Reigate and Banstead BC	District/Borough	143,094	5,298	414,700	51	13,152	10,741	8,769	n/a	409	5,058	0	2,939	12,257	2,532	137 + 54 per group member	409
Rother District Council	District/Borough	92,130	4,237	210,000	38	12,376	3,489	2,692	1,969	1,969	2,692	not applicable	2,692	not applicable	not applicable	422 + 73 per Member	not applicable
Runnymede Borough Council	District/Borough	80,510	2,869	198,500	42	5,738	1,434	n/a	779	2,869	5,021	3,344	2,869	2,869	Nil	2,152	2,869
Rushmoor Borough Council	District/Borough	96,800	4,750	300,000	39	12,900	8,670	7,640	1,030	5,160	5,160	no information	3,100	1,030	no information	no information	no information
Shepway	District/Borough	118,000	3,944	290,000	30	21,670	9,803	8,983	4,035	1,416	4,035	404	4,035	6,353	1,211	0	0
South Bucks District Council	District/Borough	70,000	4,274	179,310	28	10,685	4,700	4,700	708	3,422	3,422	0	3,422	3,422	1,410	708	0
South Oxfordshire District Council	District/Borough	not known	4,575	234,800	36	18,151	n/a	8,740	1,210	2,040	4,840	n/a	2,040	4,840	1,210	n/a	n/a
Spelthorne Borough Council	District/Borough	92,000	3,938	204,800	39	9,037	6,001	3,012	3,012	3,012	3,012	0	3,012	13,800	3,900	0	0
Surrey Heath Borough Council	District/Borough	84,000	4,962	276,000	40	13,523	n/a	4,511	1,804	3,609	4,178	2,089	3,609	4,700	1,567	4,511	n/a

APPENDIX C - Comparable Allowances of District and Borough Councils in the South East Region

Council Name	Type of Council (County, Unitary or District/Borough)	Population	Basic Allowance for 2014/15	Overall budget for Member Allowances (£)	Total number of Councillors	Leader	Deputy Leader	Cabinet Member / Portfolio Holder	Chair Audit Committee	Licensing Committee Chair	Planning Committee Chair	Deputy Chair Planning Committee	Overview and Scrutiny Committee Chair	Chair / Civic Mayor	Deputy Chair/ Civic Mayor	Group Leader	Committee Chair
Swale Borough Council	District/Borough	140,000	4,832	363,930	47	18,361.00	Nil	11,017	1,836	Nil	6,427	Nil	5,049	3,326	1,331	Nil	Nil
Tandridge District Council	District/Borough	83,700	4,012	224,000	42	2,845	1,423	N/A	N/A	N/A	2,845	1,423	2,845	2,845	N/A	2,845	2,845
Test Valley Borough Council	District/Borough	114,171	6,452	408,431	48	12,232	8,361	7,794	n/a	3,884	4,851	981	6,452	2,890	568	12,232	n/a
Thanet District Council	District/Borough	134,186	4,570	368,929	56	18,082	10,776	7,990	5,204	3,216	5,204	1,216	7,990	2,188	1,530	0	1,216
Tonbridge & Malling Borough Council	District/Borough	120,805	5,178	465,450	54	18,018	None	8,235 (x 5)	2,589	2,589	£5,178 (x 3)	1,296 (x 3)	5,178	Not SRA	Not SRA	N/A	Varies: £2,589 Standards; £1,296 GP and programmed advisory boards
Tunbridge Wells Borough Council	District/Borough	116,100	5,500	312,745	48	19,250	n/a	11,000	1,375	1,375	5,500	1,320	1,375	5,380	1,080	0	0
Vale of White Horse District Council	District/Borough	not known	4,575	288,840	38	18,151	13,311	8,470	1,210	n/a	4,840	2,420	2,420	4,840	1,210	n/a	n/a
Waverley Borough Council	District/Borough	121,574	4,573	252,280	57	13,433	9,299	6,200	2,320	3,100	3,150	1,550	3,100	500	n/a	n/a	n/a
Wealden District Council	District/Borough	153,890	4,343	310,852	55	12,706	nil	5,252	3,550	1,288	3,964	1,323	3,550	4,505	1,111	nil	nil
West Oxfordshire District Council	District/Borough	105,000	4,350	333,800	49	19,575	13,050	10,875	1,100	1,100	£5450 x 2 (Area Planning meetings) £1100 (Chair of Development Control)	N/A	£4350 x 3	4,350	N/A	N/A	Human Resources - £1100 and Miscellaneous Licensing Sub-Committee - £500
Winchester City Council	District/Borough	120,000	5,580	444,000	57	16,734	9,129	7,605	2,280	3,042	7,605	2,280	7,605	2,280	n/a	2280 (not in current use as group must have at least 5 members)	n/a
Woking Borough Council	District/Borough	99,198	7,115	295,758	36	5,000	1,000	500	None	500	500	None	500	13,882	1,388	None	None
Worthing BC	District/Borough	110,000	4,645	240,210	37	13,935	6,967	5,806	+ governance 2322.50	2,323	4,645	1,161	3,484	not paid as an SRA	not paid as an SRA	n/a	n/a
Wycombe District Council	District/Borough	173,500	4,660	531,000	60	16,309	11,649	9,319	1,165	1,165	4,660	1,165	3,495	19,100	2,580	depends on number in Group - there is a formula to	1,165

Council 54 Members

Scrutiny and Policy Development

Audit Committee
7 Members



Chairman:
John Belsey



Vice Chairman:
Ruth de Mierre

**Scrutiny Committee
for Leader and Service Delivery**
15 Members



Chairman:
Colin Trumble



Vice Chairman:
Linda Stockwell

**Scrutiny Committee
for Leisure and Community**
15 Members

Chairman:
TBC



Vice Chairman:
Anne Boutroup

**Scrutiny Committee for Planning
and Economic Development**
15 Members



Chairman:
Neville Walker



Vice Chairman:
Anthony Watts - Williams


Executive

Cabinet


- Leader of the Council
- Cabinet Members for:
 - Resources and Economic Growth
 - Service Delivery
 - Customer Services
 - Community
 - Housing and Planning

Regulatory Committees

Licensing Committee
15 Members



Chairman:
Jim Knight




Vice Chairman:
Ginny Heard

**Liquor Licensing
Panel**

**Licensing
Sub Committee A**

**District Planning
Committee**
12 Members



Chairman:
Robert Salisbury



Vice Chairman:
Edward Matthews

**Planning
Committee A**
12 Members



Chairman:
Edward Matthews



Vice Chairman:
John Wilkinson

**Planning
Committee B**
12 Members




Chairman:
Chris Hersey



Vice Chairman:
Bob Mainstone

**Standards
Committee**
6 Members

Chairman:
Pete Bradbury



Appointed Parish / Town
Members:

- Chris Ash-Edwards
- Will Blunden
- Maria Fielding
- Stephen Hand

Independent Persons

- Dr David Horne
- Anthony Cox